













# SUDOKU 1 - EASTER

Cut out the four puzzle pieces at the side. Then find where each piece belongs. **Careful!** Each character can only appear once in each row, column and box.

	?		
			?
			
	?		?

